

A better business



A better future

BT Group plc

Q3 2012 results

3 February 2012

Forward-looking statements caution

Certain statements in this presentation are forward-looking and are made in reliance on the safe harbour provisions of the US Private Securities Litigation Reform Act of 1995. These statements include, without limitation, those concerning: outlook, including revenue, EBITDA, free cash flow and capital expenditure; cash specific items; BT Global Services operating cash flow; our fibre roll-out programme reach, increased speeds and speed availability.

Although BT believes that the expectations reflected in these forward-looking statements are reasonable, it can give no assurance that these expectations will prove to have been correct. Because these statements involve risks and uncertainties, actual results may differ materially from those expressed or implied by these forward-looking statements.

Factors that could cause differences between actual results and those implied by the forward-looking statements include, but are not limited to: material adverse changes in economic conditions in BT's markets; future regulatory actions and conditions in BT's operating areas including competition from others; BT's selection of the appropriate trading and marketing models for its products and services; technological innovations including the cost of developing new products, networks and solutions and need to increase expenditures for improving the quality of service; the anticipated benefits of new technologies, products and services not being realised; developments in the convergence of technologies; prolonged adverse weather conditions resulting in a material increase in overtime, staff or other costs; the timing of entry and profitability of BT in certain markets; significant changes in market shares for BT; fluctuations in foreign currency exchange rates and interest rates; the underlying assumptions and estimates made in respect of major customer contracts proving unreliable; the aims of the BT Global Services restructuring programme not being achieved; the outcome of the Pensions Regulator's review; and general global financial market conditions affecting BT's performance and ability to raise finance. BT undertakes no obligation to update any forward-looking statements whether as a result of new information, future events or otherwise.

A better business










A better future

BT Group plc

Tony Chanmugam, Group Finance Director

Q3 2012 group results

Revenue	£4,774m	(5%)	
– underlying ex transit		(3%)	
EBITDA¹	£1,524m	3%	
Profit before tax¹	£628m	18%	
EPS¹	6.1p	13%	
Free cash flow²	£634m	£65m	
Net debt	£7,736m	down £938m	

¹ before specific items

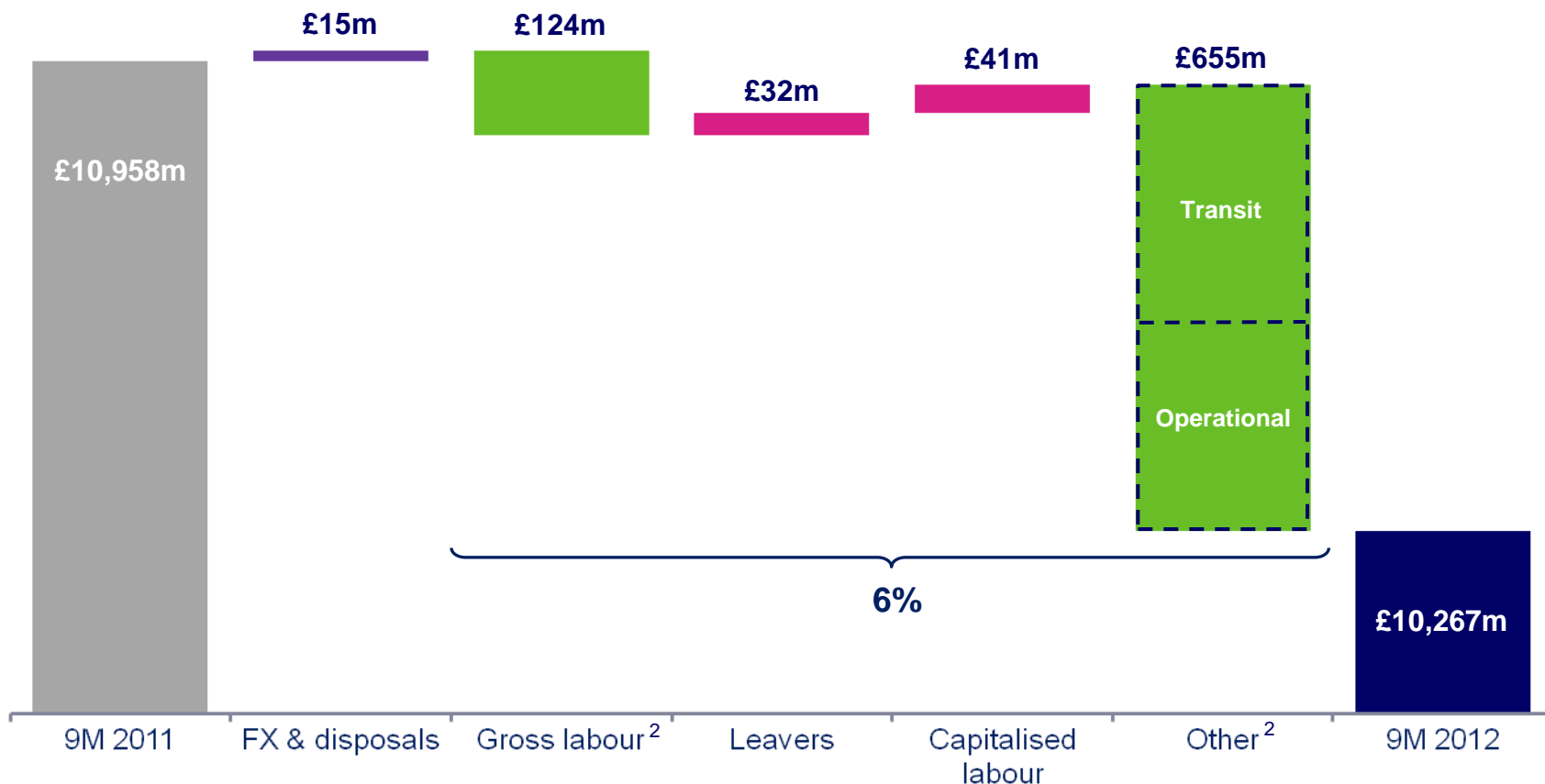
² before specific items and pension deficit payments

4

Free cash flow

£m	Q3 2012	Change	Key points
EBITDA¹	1,524	40	
Capex	(639)	31	▶ expect c.£2.6bn FY
Interest & tax	(363)	(2)	▶ lower debt, higher tax
Working capital & other	112	(4)	▶ working capital timing ▶ lower regular pension contributions
Free cash flow before specifics	634	65	
Specific items	(48)	6	▶ expect c.£180m FY
Free cash flow after specifics	586	71	

Q3 2012 YTD cost transformation



£314m opex¹ reduction in Q3

£691m opex¹ reduction in 9 months

¹ before specific items, depreciation & amortisation and other operating income

² adjusted for labour related costs of £67m in the nine months which were treated as Other costs in 2011

Outlook 2012

EBITDA¹

▶ above £6bn – a year early

Free cash flow²

▶ around £2.4bn

¹ before specific items

² before specific items and pension deficit payments

A better business



A better future

BT Group plc

Ian Livingston, Chief Executive

Q3 2012 line of business overview

Global Services

	Q3 2012	Change ¹
Revenue	£1,894m	(4%)
Underlying revenue ex transit		(1%)
EBITDA	£144m	2%

Financial

- ▶ Underlying revenue ex transit down 1%
 - c.£60m milestones achieved in Q2 rather than Q3
 - flat YTD
- ▶ Net operating costs down 5%
 - down 2% ex transit
- ▶ EBITDA up 2%
 - up 8% YTD
- ▶ Capex up 9%
 - delivery of new contracts

Operational

- ▶ Q3 order intake £1.6bn
 - lower levels of renewals account for all of YTD decline
- ▶ Progress in AsiaPac & LatAm
 - combined order intake up >50% YTD

9 ¹ prior year restated for the impact of customer account moves

Q3 2012 line of business overview

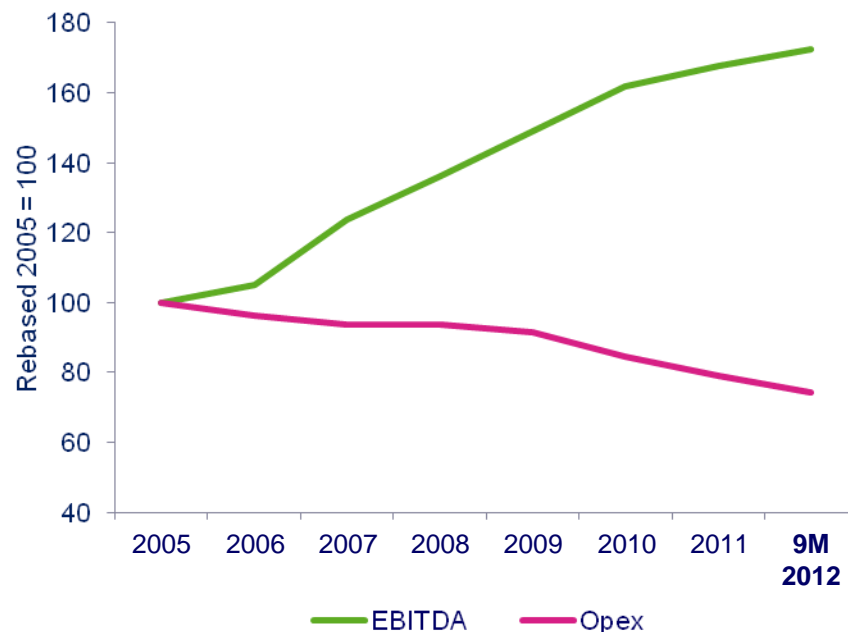
Retail

	Q3 2012	Change ¹
Revenue	£1,849m	(5%)
EBITDA	£453m	0%

Financial

- ▶ Consumer revenue down 6%
 - improving metrics
 - comparatively warmer weather impacted call volumes
- ▶ Business revenue down 6%
 - almost all due to lower IT hardware sales
 - focus on higher margin products & services
- ▶ Net operating costs down 7%

Cumulative change in EBITDA & opex²



¹ prior year restated for the impact of customer account moves

² cumulative YoY % change, rebased off 2005

Q3 2012 line of business overview

Retail

Operational

Consumer

- ▶ Active consumer line loss at lowest level for 5 years at 93,000
- ▶ 56% share of broadband net adds¹
- ▶ Currently >400,000 BT Infinity customers
 - Q3 net adds at 7.3k/week, up 16% vs Q2
- ▶ BT Vision base 679,000 at Q3
 - Q3 net adds 39,000
- ▶ Consumer ARPU up 5% YoY to £337

QoQ movement in active consumer lines



Q3 2012 line of business overview

Wholesale

	Q3 2012	Change ¹
Revenue	£979m	(8%)
Underlying revenue ex transit		(3%)
EBITDA	£303m	(8%)

Financial

- ▶ Underlying revenue ex transit down 3%
 - migration to LLU
 - ongoing transition towards IP-based products
- ▶ Net operating costs down 9%
 - flat ex transit
 - lower labour costs offset by changes in product mix and network migration costs

Operational

- ▶ Q3 order intake c.£340m
- ▶ MEAS available at over 12,000 mobile sites
- ▶ IP Exchange minutes up >50%

Q3 2012 line of business overview

Openreach

	Q3 2012	Change ¹
Revenue	£1,300m	5%
EBITDA	£591m	7%

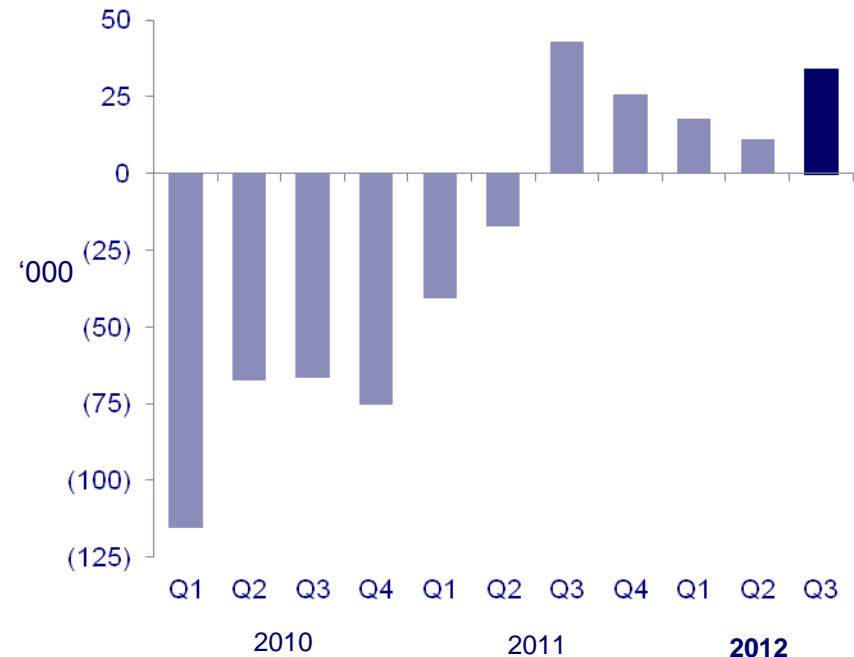
Financial

- ▶ Revenue up 5%
 - growth in Ethernet, LLU and fibre
- ▶ Net operating costs up 3%
 - efficiency improvements offset by higher labour costs due to engineering activity

Operational

- ▶ 5th successive quarter of line growth
- ▶ Over 7m premises passed with fibre
- ▶ FTTC speeds to roughly double
- ▶ 'FTTP on demand' in FTTC areas

QoQ change in total copper lines



Pension

- ▶ IAS 19 net deficit £4.1bn
 - impact of recent higher inflation has increased liabilities
 - RPI/CPI differential more prudent than Office for Budget Responsibility assumption
 - discount rates impacted by quantitative easing

- ▶ Work commenced on triennial valuation

In summary

- ▶ Growth in profits and cash flow
- ▶ Continuing investment programmes
- ▶ Fibre roll-out progressing well
- ▶ More to do!

A better business



A better future

BT Group plc

Q&A